

## ALUMINIUM LED PROFIELEN

OPBOUW PROFIELEN  
INBOUW PROFIELEN  
HOEKPROFIELEN

SPECIALE PROFIELEN  
GYPROC PROFIELEN  
TEGELPROFIELEN


## PROFILÉS LED EN ALUMINIUM

PROFILÉS APPARENTS  
PROFILÉS ENCASTRABLES  
PROFILÉS ALU D'ANGLE

PROFILÉS SPÉCIALISÉS  
PROFILÉS PLACO  
PROFILÉS CARRELAGE


# PERFECT LIGHT LINES

## OPBOUW PROFIELEN / PROFILÉS APPARENTS



**PL1 BASIC LOW**  
max. 12 mm  
16.80 x 5.91 MM

- 2m 8106012
- 2m 8106013
- 2m 8106014




**PL2 BASIC HIGH**  
max. 12 mm  
16.80 x 13.01 MM

- 2m 8106022
- 2m 8106023
- 2m 8106024




**PL4 SLIMLINE**  
max. 10 mm  
13.40 x 11.46 MM

- 2m 8122000
- 2m 8102240
- 2m 8122020




**PL5 COVER**  
max. 12 mm  
15.20 x 14.40 MM

- 2m 8105201
- 2m 8105203
- 2m 8105204




**PL6 FLAT**  
max. 12 mm  
16.80 x 7.09 MM

- 2m 8106062



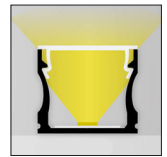
**PO15 FLAT**  
max. 12 mm  
16.80 x 5.91 MM

- 2m 8102062



**NL8 LINEA**  
max. 14 mm  
17.15 x 7.40 MM

- 2m 8121000
- 2m 8121010
- 2m 8121020
- 2.5m 8121001



**NL15 LINEA**  
max. 12 mm  
17.15 x 14.40 MM

- 2m 8121100
- 2m 8121110
- 2m 8121120

■ 3m 8106019

■ 3m 8106029

- 3m 8122002
- 3m 8102242
- 3m 8122022

■ 3m 8102162

■ 3m 8102162

- 3m 8121002
- 3m 8121012
- 3m 8121022

- 3m 8121102
- 3m 8121112
- 3m 8121122

C1, C2, C32, C58

C1, C2, C32, C58

C43, C44 BLACK

C3, C4, C5

C3, C4, C5

C3, C4, C5

C40, C41, C48, C53

C40, C41, C48, C53

INTELLIGENT PRODUCTDESIGN  
GRENZELOZE DESIGNVEELZIJDIGHEID  
UNIEKE PRODUCT COMPATIBILITEIT  
CE GECERTIFIEERD

CONCEPTION INTELLIGENTE DES PRODUITS  
FLEXIBILITÉ DE CONCEPTION ILLIMITÉE  
COMPATIBILITÉ DE PRODUIT UNIQUE  
CERTIFICATION CE

PL1 BASIC LOW



PL4 SLIMLINE



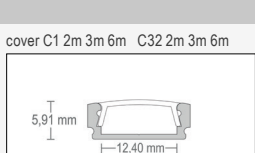
PL6 FLAT



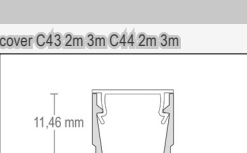
NL8 LINEA



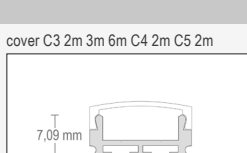
PL2 BASIC HIGH



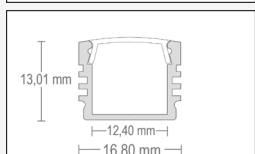
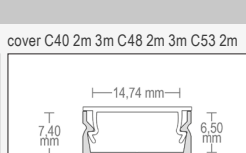
PL5 COVER



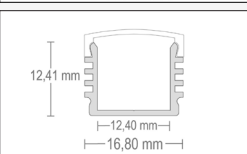
PO15 FLAT



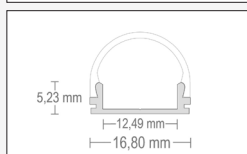
NL15 LINEA



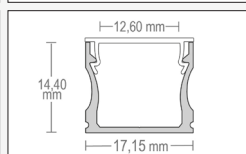
cover C1 2m 3m 6m C32 2m 3m 6m



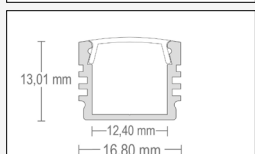
cover C43 2m 3m C44 2m 3m



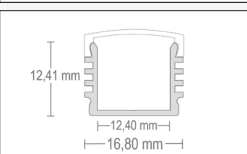
cover C3 2m 3m 6m C4 2m C5 2m



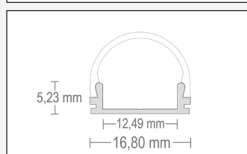
cover C40 2m 3m C48 2m 3m C53 2m



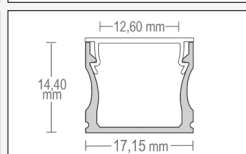
cover C1 2m 3m 6m C32 2m 3m 6m



cover C3 2m 3m 6m C4 2m C5 2m




cover C3 2m 3m 6m C4 2m C5 2m



cover C40 2m 3m C48 2m 3m C53 2m





## SAMPLE BOX

SPECIALE BOX MET 50 MM LANGE STALEN VAN DE LED PROFIELN INCLUSIEF DE POLYCARBONAAT AFDEKKINGEN

## BOITE D'ÉCHANTILLONS

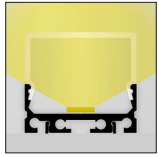
DANS CETTE BOÎTE D'ÉCHANTILLONS, VOUS TROUVEREZ DES ÉCHANTILLONS DE 50 MM DE LONG DE TOUTES LES SÉRIES DE PROFILÉS EN ALUMINIUM INCLUS LES DIFFUSEURS POLYCARBONATE



## OPBOUW / APPARENT



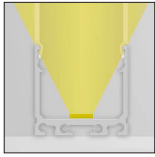
## INBOUW / ENCASTRABLE



**PN4 WIDE**  
max. 24 mm

26.79 x 11.69 MM

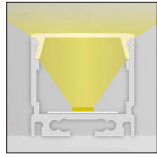
- 2m 8201012
- 2m 8201013
- 2m 8201014



**PN6 WIDE**  
max. 24 mm

26.80 x 26.00 MM


- 2m 8301017
- 2m 8301018
- 2m 8301019



**PN8 MIDLINE**  
max. 16 mm

19.20 x 18.10 MM

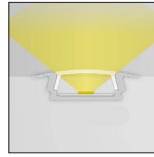
- 2m 8101020
- 2m 8101021
- 2m 8101022



**PN20 WIDE**  
max. 20 mm

23.00 x 13.00 MM

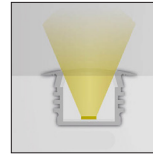
- 2m 8102210



**PL8 LOW**  
max. 12 mm

23.0 X 5.91 MM

- 2m 8106082
- 2m 8106088
- 2m 8106089



**PL3 BASIC**  
max. 12 mm

23.07 X 13.03 MM


- 2m 8106032
- 2m 8106034
- 2m 8106033



**NL8F LINEA**  
max. 19 mm

23.50 X 6.80 MM

- 2m 8121200



**NL15F LINEA**  
max. 12 mm

23.50 X 15.00 MM

- 2m 8121300

- 3m 8201010

- 3m 8106182
- 3m 8106188
- 3m 8106189

- 3m 8121202

- 3m 8121302

C10, C11, C12, C33

C10, C11, C12, C13

C20, C42, C21

C26

C1, C2, C32, C58

C1, C2, C32, C58

C40, C41, C48, C53

C40, C41, C48, C53

C10

C11

C12

C33 BLACK

C20

C42 BLACK

C21 IP65

C26

C40



PN4 WIDE / LARGE



PN8 WIDE / LARGE



PN6 WIDE / LARGE



PN20 WIDE / LARGE

PL8 P-LAAG

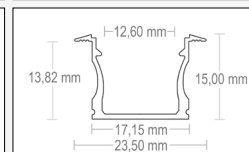
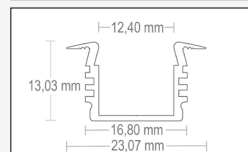
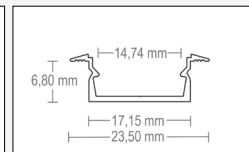
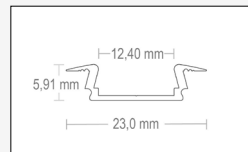
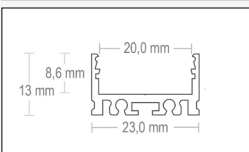
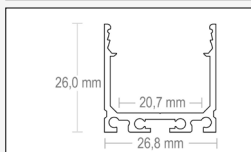
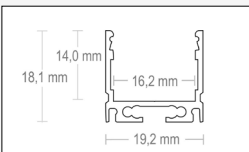
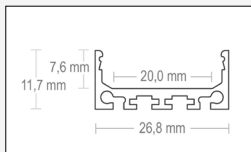



PL3 BASIC

NL8F LINEA



NL15F LINEA






## INBOUW / ENCASTRABLE




## BREED / LARGE




**PL8 LOW**  
max. 12 mm  
23.0 X 5.91 MM

- 2m 8106082
- 2m 8106088
- 2m 8106089




**PL3 BASIC**  
max. 12 mm  
23.07 X 13.03 MM

- 2m 8106032
- 2m 8106034
- 2m 8106033



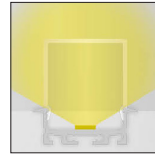
**NL8F LINEA**  
max. 19 mm  
23.50 X 6.80 MM

- 2m 8121200



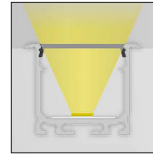
**NL15F LINEA**  
max. 12 mm  
23.50 X 15.00 MM

- 2m 8121300



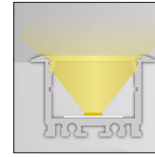
**PN5 WIDE**  
max. 24 mm  
33.67 X 11.69 MM

- 2m 8206012
- 2m 8206014
- 2m 8206013



**PN7 WIDE**  
max. 24 mm  
36.70 X 26.00 MM

- 2m 8305015
- 2m 8305016
- 2m 8305017



**PN21 WIDE**  
max. 20 mm  
30.00 X 19.50 MM

- 2m 8102011

- 3m 8106182
- 3m 8106188
- 3m 8106189

- 3m 8121202

- 3m 8121302

C1, C2, C32, C58

C1, C2, C32, C58

C40, C41, C48, C53

C40, C41, C48, C53

C10, C11, C12, C13

C30, C47, C11, C12

C26

C42 BLACK



C21 IP65



C26



C40



C41



C48



C57



PL8 P-LAAG



NL8F LINEA




PN5 WIDE



PN21 WIDE



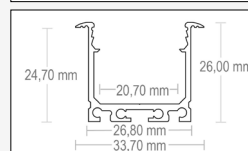
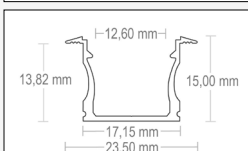
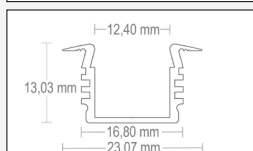
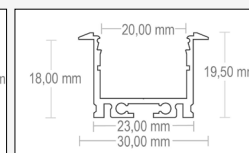
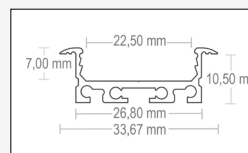
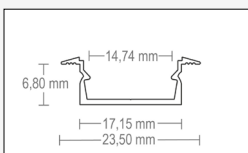
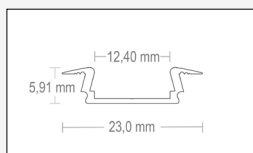
PL3 BASIC



NL15F LINEA

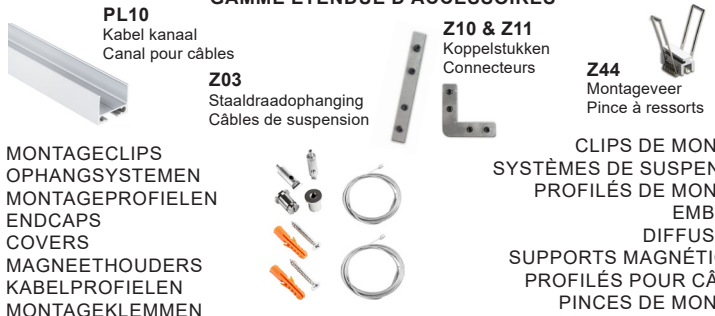


PN7 WIDE





**RUIJM ASSORTIMENT Aangepaste Toebehoren  
GAMME ÉTENDUE D'ACCESSOIRES**




MONTAGECLIPS  
OPHANGSYSTEMEN  
MONTAGEPROFIELEN  
ENDCAPS  
COVERS  
MAGNEETHOUDERS  
KABELPROFIELEN  
MONTAGEKLEMMEN


CLIPS DE MONTAGE  
SISTÈMES DE SUSPENSION  
PROFILÉS DE MONTAGE  
EMBOUTS  
DIFFUSEURS  
SUPPORTS MAGNÉTIQUES  
PROFILÉS POUR CÂBLES  
PINCES DE MONTAGE



**SPECIALE PROFIELEN / PROFILÉS SPÉCIALISÉS**



**SP1 STAIRS**  
max. 13 mm  
54.09 X 34.32 MM  
2m 8122100



**SP2 STAIRS UP**  
max. 12 mm  
52.50 X 25.90 MM  
2m 8102092



**BP2 TERRA**  
max. 12 mm  
17.00 X 10.00 MM  
2m 8102083



**PO13 FLEXI**  
max. 15 mm  
18.00 x 2.40 MM  
2m 8101030



BUIGBAAR / FLEXIBLE



**PO14 COVER**  
max. 12 mm  
16.30 x 8.00 MM  
2m 8600045 cover  
14.64 x 20 mm

2m 8105050 PN33  
alu vlak buigbaar profiel  
profilé alu flexible




**PO16 MINI-I**  
max. 8 mm  
10.00 x 9.20 MM  
2m 8101050  
2m 8101051

3m 8101054



**PO18 MINI-II**  
max. 6 mm  
7.80 x 7.00 MM  
2m 8101060  
2m 8101062

3m 8101182



**PO17 ROUND**  
max. 11 mm  
25.90 x 5.99 MM  
2m 8103082

3m 8101182

C40, C41, C48, C53

C1, C32, C58

C57

C22

PO14 + PN33

C23, C34

C24

C8, C9, C52

C22



C8



C9



C52



C23 & C34 BLACK mini




C24 mini




C29



SP1 STAIRS



BP2 TERRA



SP2 STAIRS UP



PO13 FLEXI

PO14 COVER + PN33



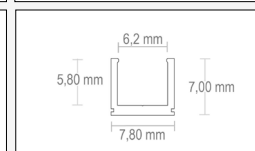
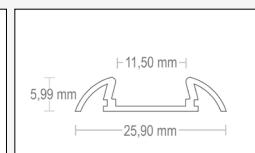
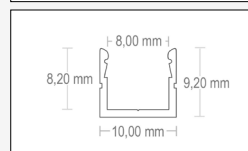
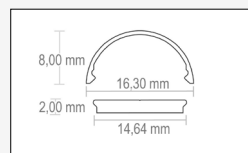
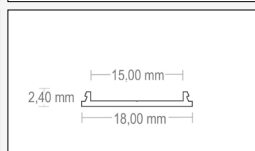
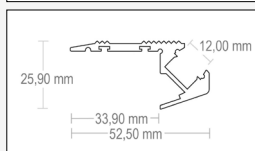
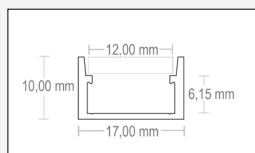
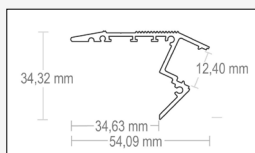
PO16 MINI I



PO17 ROUND



PO18 MINI II




# DISGUISE LIGHT LINE


De nieuwe resistente DISGUISE-covers openen een wereld van mogelijkheden voor een individueel lichtontwerp

RESISTANT UNIQUE VERSATILE

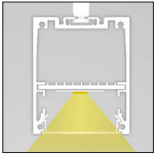
Les nouvelles couvertures de DISGUISE ouvrent un tout nouveau monde de possibilités pour la conception de la lumière



## LUMINAIRES



## WALL / MURAL FURNITURE



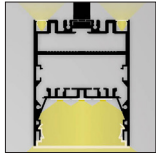
**PN17 LINEAR**  
max. 35/6 mm  
40.00 x 50.00 MM

- 2m 8102020
- 2m 8102025
- 2m 8102021




**PN12 GRANDE**  
max. 50 mm  
71.05 X 71.66 MM

- 1.5m 8105033



**LL2 UP-DOWN**  
max. 40 mm  
78.90 X 60.00 MM

- 2m 8107110
- 2m 8107112
- 2m 8107111
- LL2.1 Inner Base
- 2m 8107123



**PL13 WALL**  
max. 12 mm  
21.30 X 70.00 MM

- 2m 8101004
- 2m 8101003
- 2m 8101002



**PI3 WALL**  
max. 12 mm  
18.97 X 70.00 MM

- 2m 8108001



**MP1 MEUBEL**  
max. 6 mm  
26.00 X 9.90 MM

- 2m 8123168
- 2m 8123170
- 2m 8123169




**MP2 MEUBEL**  
max. 6 mm  
21.00 X 9.89 MM


- 2m 8123171
- 2m 8123173
- 2m 8123172



PN17 LINEAR



LL2 UP-DOWN





PN12 GRANDE

PL13 WALL UP-DOWN

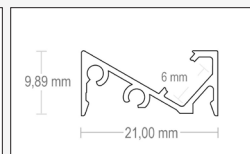
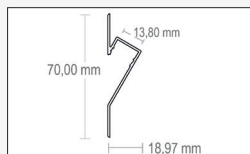
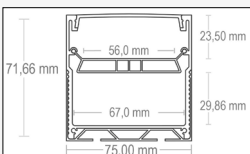
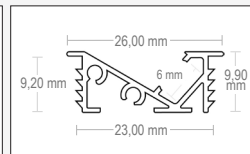
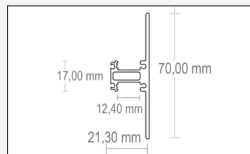
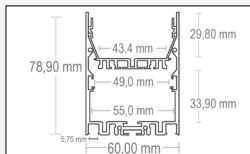
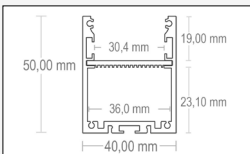


PI3 WALL DOWN OR UP


MP1 MEUBELN - MEUBLES




MP2 MEUBELN - MEUBLES



# DISGUISE LIGHT LINE




## HOEKPROFIELEN / PROFILÉS ALU D'ANGLE



**NL10 CORNER**  
max. 10 mm  
16.00 X 16.00 MM


■ 2m 8121400

■ 3m 8121402



**PL11 CORNER II**  
max. 12 mm  
23.80 X 23.80 MM

■ 2m 8108012



**PO5 CORNER**  
max. 12 mm  
24.60 X 24.60 MM


■ 2m 8123100



**PO23 CORNER**  
max. 13 mm  
18.15 X 18.15 MM

■ 2m 8104052  
□ 2m 8104053  
■ 2m 8104054

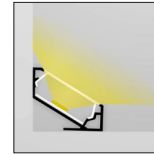
■ 5.5m 8104056  
projecten / projets



**PO23N CORNER**  
max. 12 mm  
17.80 X 17.80 MM

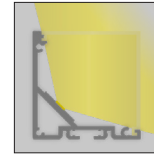
■ 2m 8104060  
□ 2m 8104062  
■ 2m 8104064

■ 3m 8104061




**WP1 30-60°**  
max. 18 mm  
26.38 X 22.97 MM

□ 2m 8102085  
■ 2m 8102084



**PN19 WIDE**  
max. 20 mm  
40.10 X 40.10 MM

■ 2m 8105044



**PN10 HUMID**  
max. 13 mm  
21.80 X 21.80 MM

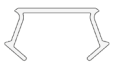
■ 2m 8600043 Cover  
■ 2m 8105050 PN33

C49



C7

C54



C45, C46



C30

C8, C9, C52



C47

C54, C55



C30, C47



C16

C16, C17




C17




**NL10 CORNER**



**PO5 CORNER III**



**PO23N CORNER**



**PN19 WIDE**



**PL11 CORNER II**



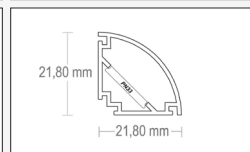
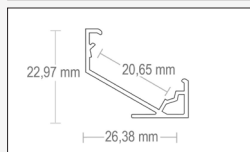
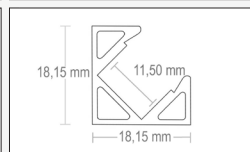
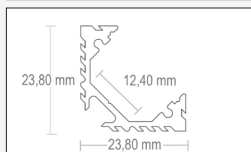
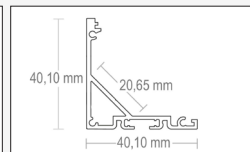
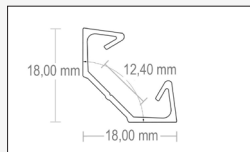
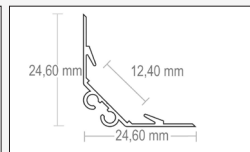
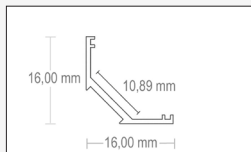
**PO23 CORNER**



**WP1 30-60°**

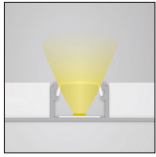


**PN10 HUMID**






## TEGELPROFIELEN / PROFILÉS CARRELAGES



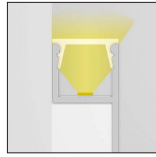
**FP1 CENTER**  
max. 14 mm  
57.00 X 11.00 MM

■ 2m 8102032



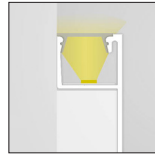
**FP2 SIDE**  
max. 14 mm  
37.00 X 10.70 MM

■ 2m 8102034



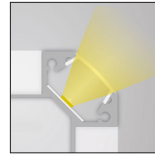
**FP3**  
max. 8 mm  
10.00 X 29.80 MM

■ 2m 8123174  
□ 2m 8123322



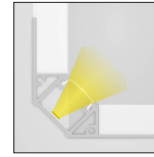
**FP4**  
max. 10 mm  
11.90 X 330 MM

■ 2m 8123176  
□ 2m 8123320



**FP5 OUTER-C**  
max. 12 mm  
27.80 X 27.80 MM

■ 2m 8102036



**FP8n INNER-C**  
max. 14 mm  
430 X 430 MM

■ 2m 8102230

■ 2.5m 8102033  
■ 3m 8102132

■ 2.5m 8102035  
■ 3m 8102134

■ 2.5m 8123175  
■ 3m 8123210

■ 2.5m 8123177  
■ 3m 8123220  
□ 3m 8123321

■ 2.5m 8102037  
■ 3m 8102136

■ 2.5m 8102231  
■ 3m 8102232

C1, C2, C32, C58

C1, C2, C32, C58

C23, C34

C23, C34

C1, C2, C32, C58

C1, C2, C32, C58

C1 FROSTED

C2 CLEAR

C58 MILKY

C32 BLACK






C23 FROSTED

C34 BLACK

FP1 CENTER

FP3

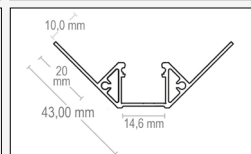
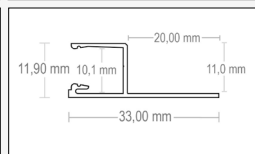
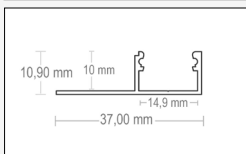
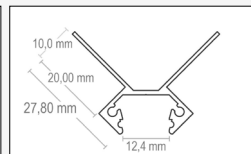
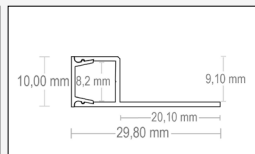
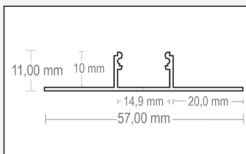
FP5 OUTER

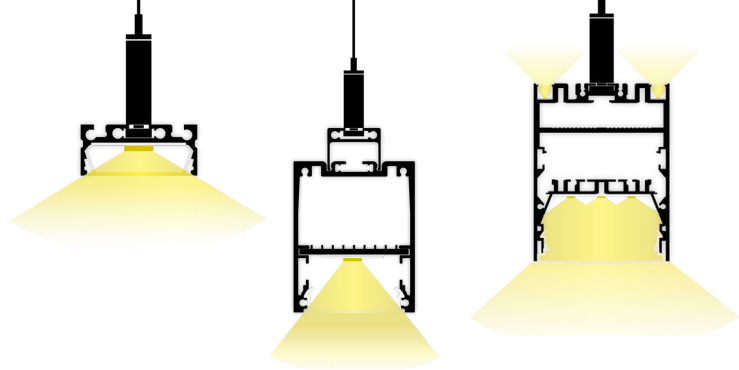


FP2 SIDE

FP4

FP8n INNER C.





## GYPROC ALU PROFIELEN / PROFILÉS ALU PLACO

<b>TBP1</b> max. 6 mm	<b>TBP2</b> max. 11 mm	<b>TBP2.1</b> max. 11 mm	<b>TBP3</b> max. 14 mm	<b>TBP4</b> max. 14 mm	<b>TBP5 C27</b> max. 20 mm
28.32 X 43.50 MM	12.50 X 93.10 MM	12.50 X 133.10 MM	77.00 X 14.50 MM	47.00 X 14.50 MM	87.30 X 14.40 MM
■ 2m 8102050 ■ 2m 8102056	■ 2m 8102040 □ 2m 8103040	■ 2m 8102041 □ 2m 8103041	■ 2m 8102051	■ 2m 8102042	■ 2m 8102043

■ 3m 8102140 □ 3m 8103140	■ 3m 8102151	■ 3m 8102142	■ 3m 8102143
------------------------------	--------------	--------------	--------------

C24	C27	C27	C1, C2, C32, C58	C1, C2, C32, C58	C30, C47, C11, C12, C13
	<b>C24 FROSTED</b>		<b>C27 FROSTED</b>		<b>C30 FROSTED &amp; C47 MILKY FLAT</b>

<b>TBP1</b>	<b>TPB2.1 133 mm</b>	<b>TBP4</b>	<b>TPB6 INNER</b>
<b>TPB2 93 mm</b>	<b>TPB3 STANDARD 14MM</b>	<b>TPB5 WIDE 20MM</b>	<b>TPB7 OUTER</b>







## GYPROC ALU PROFIELEN / PROFILÉS ALU PLACO



**TBP6 INNER**  
max. 14 mm

43.70 X 43.70 MM

■ 2m 8102044



**TBP7 OUTER**  
max. 12 mm

37.90 X 13.76 MM

■ 2m 8102045

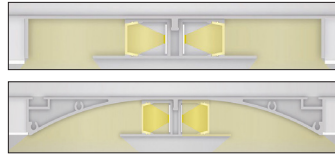


**TBP8**

max. 10 mm

50.50 X 12.50 MM

■ 2m 8102046  
□ 2m 8103046  
■ 2m 8102052



**TBP10 + TBP8**  
max. 10 mm

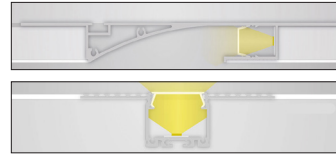
152.50 X 14.80 MM

■ 2m 8102047  
□ 2m 8103047  
■ 2m 8102053

**TBP11 + TBP8**  
max. 10 mm

96.50 X 14.80 MM

■ 2m 8102048  
□ 2m 8103048  
■ 2m 8102054



**TBP12**

max. 10 mm

144.00 X 11.45 MM

■ 2m 8102049  
□ 2m 8103049  
■ 2m 8102055

**TBP13**

max. 20 mm

89.20 X 25.00 MM

■ 2m 8103090

■ 3m 8102144

■ 3m 8102145

■ 3m 8103190

CC1, C2, C32, C58

C1, C2, C32, C58

C27N

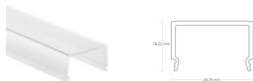
C27

C27

C27

C30, C47, C11

**C11 SQUARE**



**C12 SQUARE HIGH**



**C13 ROUND HIGH**




**C40 FROSTED**



**C41 CLEAR**



**TBP8 INSERT 2-WAY**



TBP10 + TBP8  
TBP11 + TBP8

**TBP10**

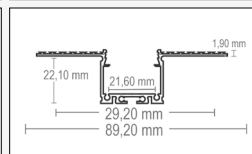
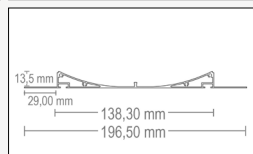
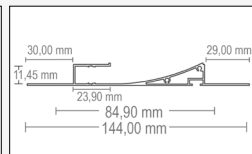
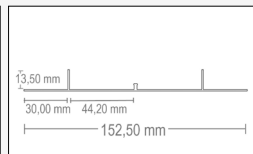
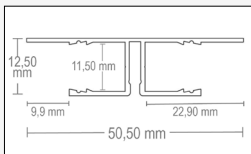


**TBP11**

**TBP12**



**TBP13**




SCAN DE QR-CODE OM DE ONLINE CATALOGUS TE RAADPLEGEN



ONLINE CATALOGUS / CATALOGUE EN LIGNE

**GALAXY** profiles

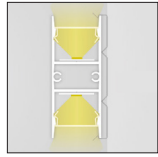
SCANNEZ LE CODE QR POUR CONSULTER LE CATALOGUE EN LIGNE



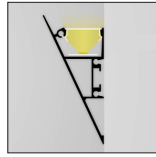
## INDIRECTE PROFIELEN / PROFILÉS INDIRECTS



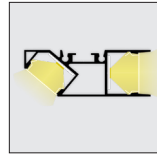
**VA1 SINGLE**  
max. 16 mm  
18.50 X 23.00 MM  
■ 2m 8123151  
□ 2m 8123153  
■ 2m 8123152



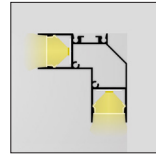
**VA2 UP-DOWN**  
max. 16 mm  
18.50 X 46.00 MM  
■ 2m 8123154  
□ 2m 8123156  
■ 2m 8123155



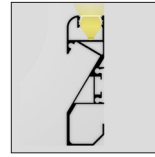
**VA3 COVE**  
max. 16 mm  
27.40 X 58.40 MM  
■ 2m 8123157  
□ 2m 8123159  
■ 2m 8123158



**VA4 WALL**  
max. 14 mm  
18.50 X 50.40 MM  
■ 2m 8123160  
□ 2m 8123162  
■ 2m 8123161



**VA5 CORNER**  
max. 16 mm  
46.00 X 46.00 MM  
■ 2m 8123163  
□ 2m 8123165  
■ 2m 8123164



**VA6 PLINT/PLINTHE**  
max. 12/16 mm  
18.80 X 65.00 MM  
□ 2m 8123166  
■ 2m 8123167

C50, C51

C50, C51


C50, C51

C50, C51

C50, C51

C27

**C48 BLACK**



**C53 MILKY**



**C50 FROSTED**



**C51 CLEAR**




**VA1 SINGLE**



**VA3 COVE**



**VA5 CORNER**



**VA2 UP-DOWN**



**VA4 WALL**



**VA6 PLINT / PLINTHE**

